




# MULTI-MODE ROTATOR GENIE™



## *Magneto-magic and Rugged Lab Rotator to Rotate, Rock, or 3D Orbit any Container*

Genie rotators combine rotating and rocking in a compact, versatile design. The magneto-magic system features a magnetic platform, clip plates, and bag strips that firmly hold various containers rotating at any angle, in any combination. Rocking tray fits large open containers. 3D and horizontal orbital attachments turn Roto-Shake Genie into an orbital shaker. Touchscreen control allows Roto-Rock Genie to program combined rock and rotate cycles.

### *Unique Features:*

- **Unique Magneto-magic System Offers Unlimited Combinations and Flexibility**

Multi-spec clip plates and strips hold a wide variety of tubes, flasks, microplates, bags, and odd-shaped vessels. Freely attach to the magnetic platform at any angle, in any combination.

- **Mix Smarter in Tight Spaces**

Save space with a compact unit offering multiple mixing modes. Rotator Genie features switchable platforms. Standard platform adjusts to various rotation angles. Usable in cold rooms and incubators.

- **Touchscreen Advantages of Roto-Rock Genie**

Easily switches between rotating and rocking via the touchscreen, and allows programming of speed, time, rocking angle, and combination rock/rotate cycles.

# MULTI-MODE ROTATOR GENIE™

## Specifications

Model	Roto-Rock Genie	Rotator Genie	Roto-Shake Genie
Control	Touch Control	Analog	
Display	LCD	-	
Accessories Included	Magnetic Platform, Rocking Tray	Standard Platform with Retaining Bands or Magnetic Platform	Clip Plate for 10-13 mm tubes, Clip Plate for 15-17 mm tubes, Clip Plate for 28-30 mm tubes, 4x Bag Mounting Strips, Non-Skid Tray
Capacity	4.5 kg / 10 lb centered on axis for rotating / rocking	2.25 kg / 5 lb centered on axis	4.5 kg / 10 lb centered on axis for rotating / rocking
Motion	Rock, Rotate, Timed auto-switch Rock/Rotate	Rotate	Rock, Rotate, Shake with Accessories
Rotating Speed	1 rpm - 35 rpm	5 rpm - 35 rpm	5 rpm - 35 rpm
Rocking Speed	1 rpm - 70 rpm	-	10 rpm - 70 rpm
Tilt Angle	0 – 25°	-	10°
Timer	1 second - 99 hours, 59 minutes	-	
Magnetic Platform Size (L x W)	250 x 320 mm / 10 x 12.7 inch	290 x 315 mm / 11.5 x 12.5 inch	200 x 340 mm / 8 x 13.5 inch
Tray Size (L x W)	300 x 300 mm / 12 x 12 inch	260 x 260 mm / 10.25 x 10.25 inch	305 x 305 mm / 12 x 12 inch
Safety Certification	CE		
Power	24 V DC, 2.5A	120V, 0.5A, 60Hz 230V, 0.25A, 50Hz 100V, 0.5A, 50/60Hz	120V, 60Hz 230V, 50Hz 100V, 50/60Hz
Dimensions (L x W x H)	300 x 400 x 380 mm / 12 x 15.75 x 15 inch	175 x 400 x 400 mm / 7 x 15.8 x 15.8 inch	252 x 508 x 267 mm / 9.9 x 20 x 10.5 inch
Net Weight	9.7 kg / 21.3 lb	5.2 kg / 11.5 lb	11.8 kg / 26 lb
Working Environment	0°C - 38°C, 95%RH, non-condensing / 32°F - 100°F, 95%RH, non-condensing		

## Accessories



83041252 (REF #: SI-R150)

**Stacking Tray Assembly, Roto-Rock**

Compatibility: Roto-Rock Genie



83041367 (REF #: SI-1175)

**Horizontal Orbital Shaker Attachment**

Compatibility: Roto-Shake Genie



83041368 (REF #: SI-1170)

**Stackable Tray for Roto-Shake Genie**

Compatibility: Roto-Shake Genie



83041369 (REF #: SI-1150)

**3-D Orbital Shaker Attachment**

Compatibility: Roto-Shake Genie


# MULTI-MODE ROTATOR GENIE™



83041370 (REF #: SI-1140)

**Magnetic 50 Microtube Box**


Compatibility: Roto-Rock Genie, Rotator Genie\*



83041371 (REF #: SI-1139)

**Magnetic Strip Blot Box**

Compatibility: Roto-Rock Genie



83041372 (REF #: SI-1136)

**1 Clip Plate for 100ml Volumetric Flasks**


Compatibility: Roto-Rock Genie, Rotator Genie\*, Roto-Shake Genie



83041373 (REF #: SI-1135)

**1 Magnetic Covered 100 Microtube Box**


Compatibility: Roto-Rock Genie, Rotator Genie\*, Roto-Shake Genie



83041374 (REF #: SI-1134)

**2 Universal Clip Plates**

Compatibility: Roto-Rock Genie, Rotator Genie\*, Roto-Shake Genie



83041377 (REF #: SI-1130)

**2 Clip Plates for Hybridization Tubes**


Compatibility: Roto-Rock Genie, Rotator Genie\*, Roto-Shake Genie



83041378 (REF #: SI-1122)

**6 Clip Plates for 3 each 28-30mm tubes**


Compatibility: Roto-Rock Genie, Rotator Genie\*, Roto-Shake Genie



83041379 (REF #: SI-1121)

**6 Clip Plates for 6 each 15-17mm tubes**


Compatibility: Roto-Rock Genie, Rotator Genie\*, Roto-Shake Genie



83041380 (REF #: SI-1120)

**6 Clip Plates for 12 each 10-13mm tubes**

Compatibility: Roto-Rock Genie, Rotator Genie\*, Roto-Shake Genie



83041443 (REF #: SI-1124)

**Clip Plate (1) For 6 Each 15-17mm Tubes**

Compatibility: Roto-Rock Genie, Rotator Genie\*, Roto-Shake Genie



83041445 (REF #: SI-1125)

**Clip Plate (1) For 3 Each 28-30mm Tubes**


Compatibility: Roto-Rock Genie, Rotator Genie\*, Roto-Shake Genie



83041457 (REF #: SI-2210)

**Magnetic Platform for Rotator-Genie**


Compatibility: Rotator Genie



83041458 (REF #: SI-2110)

**Standard Platform for Rotator-Genie**

Compatibility: Rotator Genie



83041465 (REF #: SI-1126)

**Bag Mounting Strips (pack of 16)**

Compatibility: Roto-Rock Genie, Rotator Genie\*, Roto-Shake Genie



83041466 (REF #: SI-1123)

**1 Clip Plate for 12 each 10-13mm tubes**

Compatibility: Roto-Rock Genie, Rotator Genie\*, Roto-Shake Genie



83041723 (REF #: OA-1100-070)

**Non-Skid Tray**

Compatibility: Roto-Shake Genie


\* Compatible with Rotator Genie Magnetic Platform, not compatible with Rotator Genie Standard Platform

# MULTI-MODE ROTATOR GENIE™

## Roto-Rock Genie Use with Accessory Attachments



with included Rocking Tray




with 83041252 (SI-R150)

## Roto-Shake Genie Platform Installation



1. Unpack Magnetic Platform



2. Unscrew Lock Shaft and remove it from housing



3. Align Platform (face instruction label right side up) with Hex Shaft on the housing and slide it onto the Hex Shaft



4. Depress and hold the Release button, slide Lock Shaft into Platform through the housing. Hand-tighten Lock Shaft fully into place then let go of the Release button



5. For rocking, press Release button, align Pin Slot on Platform with Pin on housing and shift Platform to the left, then let go of the Release button



6. For rotating, press Release button and shift Platform to the right, let go of the Release button and Platform will lock in place when it reaches the correct position

# MULTI-MODE ROTATOR GENIE™

## Other Features and Equipment

Plastic and coated sheet metal housing, rubber feet, rotating platform, rock switch (not for Roto-Rock Genie), adjustment knob with dial markings, or touchscreen LCD for Roto-Rock Genie, optional stacking tray doubles rocking capacity for Roto-Rock Genie. Besides the clip plates and strips, the magnetic blot box and magnetic microtube boxes are available as accessories.

## Compliance

- **Product Safety:** IEC/EN 61010-1; IEC/EN 61010-2-051
- **Electromagnetic Compatibility:** IEC/EN 61326-1 Class A, Industrial environments; Canada ICES-003 Class A; FCC Part 15 Class A
- **Compliance Marks:** CE; RCM; WEEE

